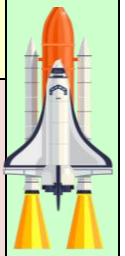


Home Learning Grid - Summer Term 2 - Week 1 - Space



Earth Class

Reading

Log into Oxford Owl and choose an eBook to read.

Username: Fishwick earth class

Password: earth

and/or

Read a story book that you have at home. Encourage the use of phonics when reading words.

and/or

Listen to Aliens Love Underpants

www.youtube.com/watch?v=HWbSrmuyptw

Writing

Plan a space picnic on the moon. What would you eat at the picnic? Make a menu showing the different yummy foods that you could take with you. Write food name labels under the pictures. You could also make invitations to invite friends and family to the picnic.

Remember to encourage the use of phonics to write words or a simple sentence.

Maths

Draw a rocket using only 2d shapes. You can use squares, circles, triangles and circles. Can you find out about other 2d shapes - draw them and write the name labels?

Shape Hunt - What shapes can you find in your house or garden? What shape are the windows, doors and plates?

and/or

Number Fun - Shape Hunt

www.youtube.com/watch?v=P-4KMHmwUOQ

Get Creative

Construction Challenge

Create a vehicle that you could use to travel into space. What would it look like?

You could create a rocket using cardboard tubes, a spacecraft using old boxes or you could design a different type of vehicle to get you there!

and/or

Watch Let's Play Astronauts

www.youtube.com/watch?v=dnjx6DuVWg4

Science

The moon has craters on the surface - what is a crater? How are craters made?

Can you create your own craters? Mix 4 cups of cornflour and $\frac{1}{2}$ cup of baby oil together to form a moon sand mixture. Drop different pebbles into the mixture to create different sized craters. If the pebble is dropped from different heights, does this make a difference to the crater? Does the size of a pebble make a difference for the size of the crater?

and/or

Watch the SpaceX Shuttle launch

www.youtube.com/watch?v=OI3fiNkgTOU

Get Active

Cosmic Kids Yoga - Mike and Muttnik on the Moon

www.youtube.com/watch?v=v9W8iV4AJYQ

and/or

Under the bridge

Cut the fronts and backs of empty boxes to create small bridges. Set out the bridges and then try to roll a ball under them in the fewest number of rolls.

PSHE & Life Skills

Mindfulness Challenge

Lie with your back on the floor and place a soft toy on your tummy. Breathe in and out slowly and deeply and try to concentrate on the way your toy rises and falls with your breathing.

Don't forget to...

Water your plant and measure how much it has grown.

Practise writing your name and the day of the week.

Share stories and encourage reading of words they are confident with.

Check Education City and Purple Mash for weekly challenges.



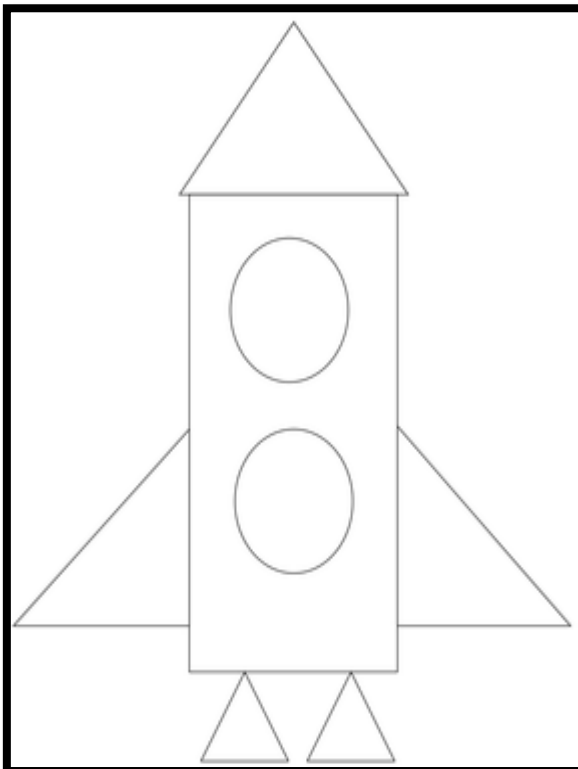

Please e-mail any photographs to me for the weekly collage.

Nicola.pilkington@fishwick.lancs.sch.uk




I will respond to emails 10-11am and 2-3pm




Monday - Friday.



Thank you, Mrs Pilkington















Space word mat

astronaut  star  Moon 

gravity  comet  rocket 

helmet  flying saucer 

planets  space shuttle  alien 

-  Mercury
-  Venus
-  Earth
-  Mars
-  Jupiter
-  Saturn
-  Uranus
-  Neptune
-  Pluto

Copyright © 2011 www.tpt.co.uk

Tea Party Shopping List



Phases of the Moon

