

# Home Learning Grid - Summer Term Week 3

**Reading**  
**Either the Iron Man or a book of your choice.**

Think of 5 questions you would like to ask one of the characters. Then write their answers as if you were that character.

**Phonics**

We are looking at the 'ur' (surf) and 'ow' (cow) sound. Please complete these sounds in your work pack OR work on spelling shed and purple mash.

**Writing**

Create and write a shape poem.  
 Choose a shape to draw and write a poem about using adverbs, similes and adjectives.  
 Remember these poems do not have to rhyme.



Examples are at the end of this document.

**It's all about bar charts and coordinates in Maths set online OR**

**Monday-** Use tally marks to make a bar chart.

**Tuesday-** Draw and interpret the bar chart given.

**Wednesday-** Complete your own investigation of how heavy your toys are and present them in a bar chart.

**Thursday-** Coordinates map

**Friday-** Create a bar chart out of lego and/or play battleships using your coordinate skills.

At the end of this document are the resources to complete these tasks ☺

**Get Creative**  
**Construction Challenge**

Build a teleportation machine to take you anywhere you dream of.

**Create** a rock painting for a school value or golden rule.



**Design and label a school garden for Fishwick Primary School.**

**PSHE & Life Skills**

Learn to tie your shoe lace and once you can see how fast you can do it.

Can you make washing up fun? You could do this by singing as you wash, dancing to music, dressing up as a washing up hero it's up to you.

**Get Active**

Create your own dance to your favourite song. Try to keep in time with the beat.

Why not get the family involved to?

**Science**

Write invisible letters for someone to find and read around your house.

- First, pour the lemon juice into your small bowl. Then, dip the cotton swab into the bowl and use it to write your secret message on the white construction paper.
- As you write or draw, you'll see the juice begin to fade as your message seeps into the construction paper.
- Once you're done, use your blow dryer on low speed to see your

Jupiter Class

|  |  |   |  |
|--|--|---|--|
|  |  | <p>message come back to life! If you use <b>freshly squeezed lemon juice</b>, your message will turn brown. If you use <b>Lemon juice from a bottle</b>, your message will become visible when held up to the light.</p> <ul style="list-style-type: none"> <li>• To keep the fun going, try <b>experimenting</b> with different fruit juices or other liquids you could find in the kitchen (like milk or vinegar!) and see how the message clarity compares to your lemon juice message!</li> </ul> |  |
|--|--|---|--|

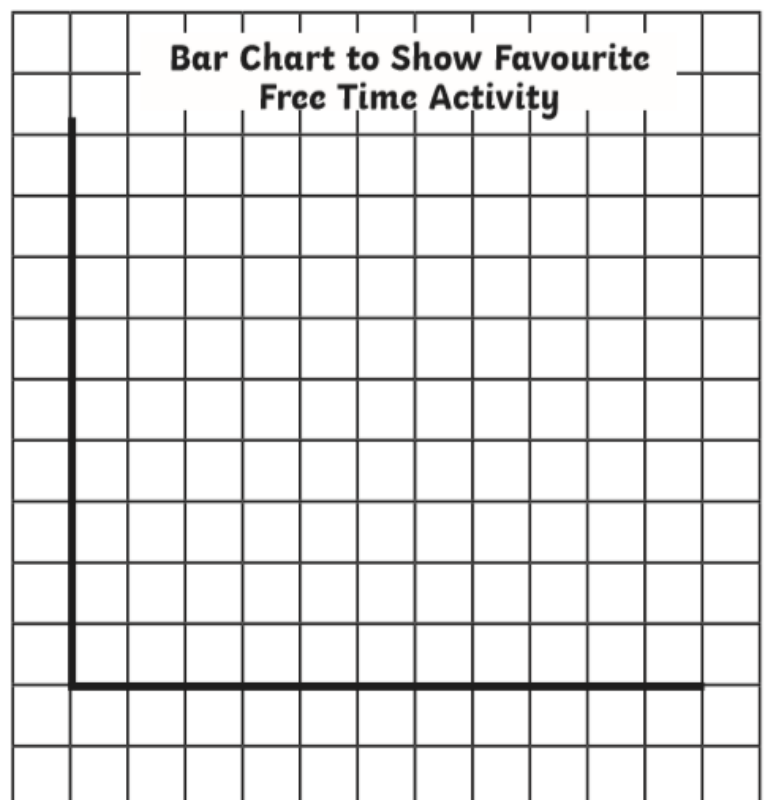
**Don't forget daily;**  
 Purple Mash MTC and and Times Tables Rockstars OR times tables practice.  
 20 minutes of free reading anything of your choice then use your bookmarks for questioning what you have read OR Complete 20 minutes of Read Theory  
 Complete spellings on spelling shed OR the list in your packs.  
 Handwriting  
 GPS; Rhyming couplets- create a bank of rhyming couplets and treasure hunt OR activities on Purple Mash  
 Don't forget to email me pictures of your activities if you can [rebecca.keeley@fishwick.lancs.sch.uk](mailto:rebecca.keeley@fishwick.lancs.sch.uk)

# Monday

30 children were asked to choose what their favourite activity for a free afternoon at home would be. Here are their answers.



| Activity            | Tally | Total |
|---------------------|-------|-------|
| Swimming            |       |       |
| Trip to the park    |       |       |
| Play computer games |       |       |
| Baking              |       |       |
| Reading             |       |       |

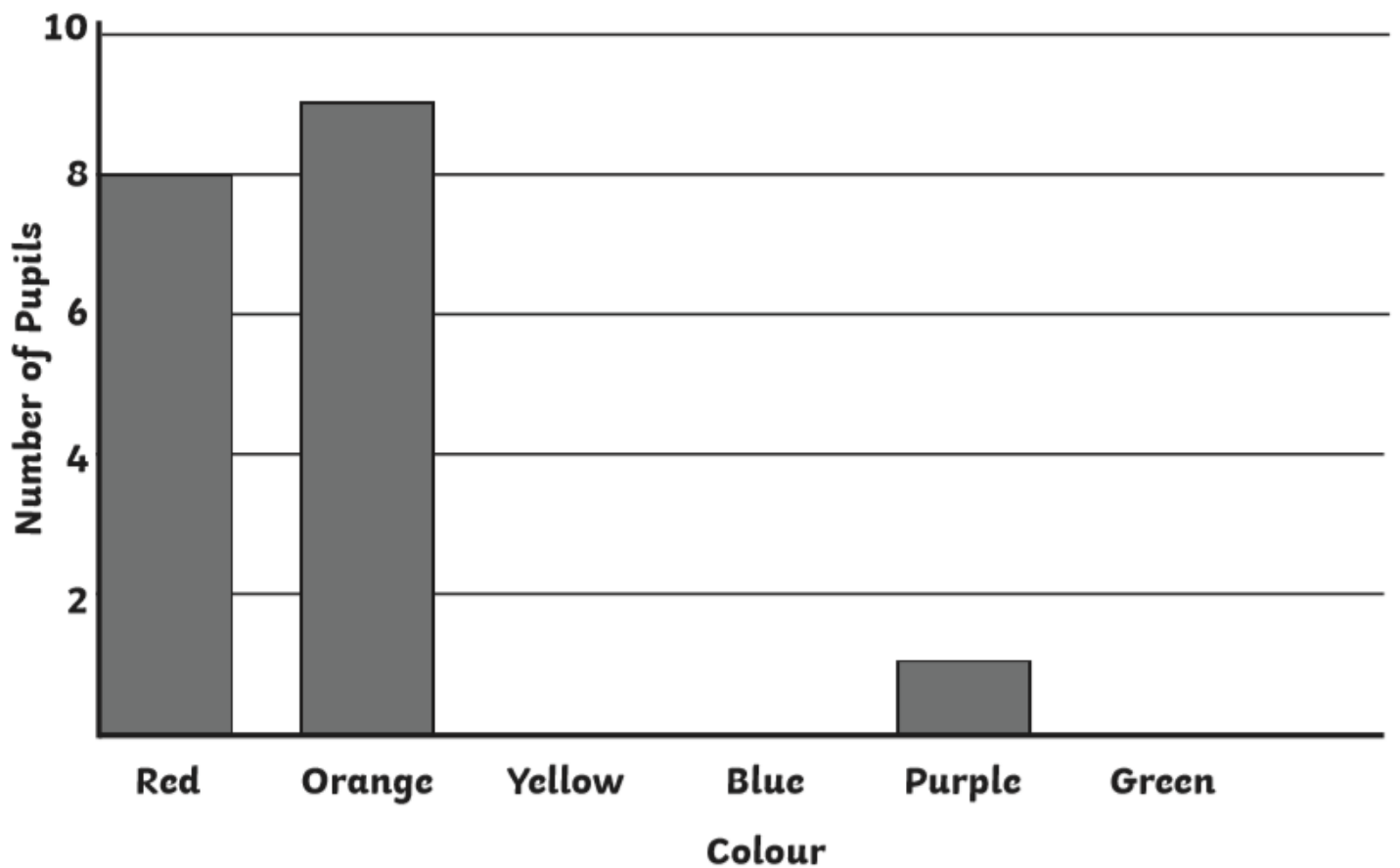


**Tuesday**

Firstly include the tally in the middle column

| Number of Children |        |  |   |
|--------------------|--------|--|---|
| Colour             | Red    |  | 8 |
|                    | Orange |  | 9 |
|                    | Yellow |  | 5 |
|                    | Blue   |  | 2 |
|                    | Purple |  | 1 |
|                    | Green  |  | 7 |

Complete the tally chart and bar charts.



1. Which colour was the second most favourite?

---

2. Which colours have a difference of 1 vote?

---

3. How many more children voted for red than they did blue?

---

4. How many children were asked about their favourite colour?

---

5. Write the colours in order from favourite to least favourite.

---

---

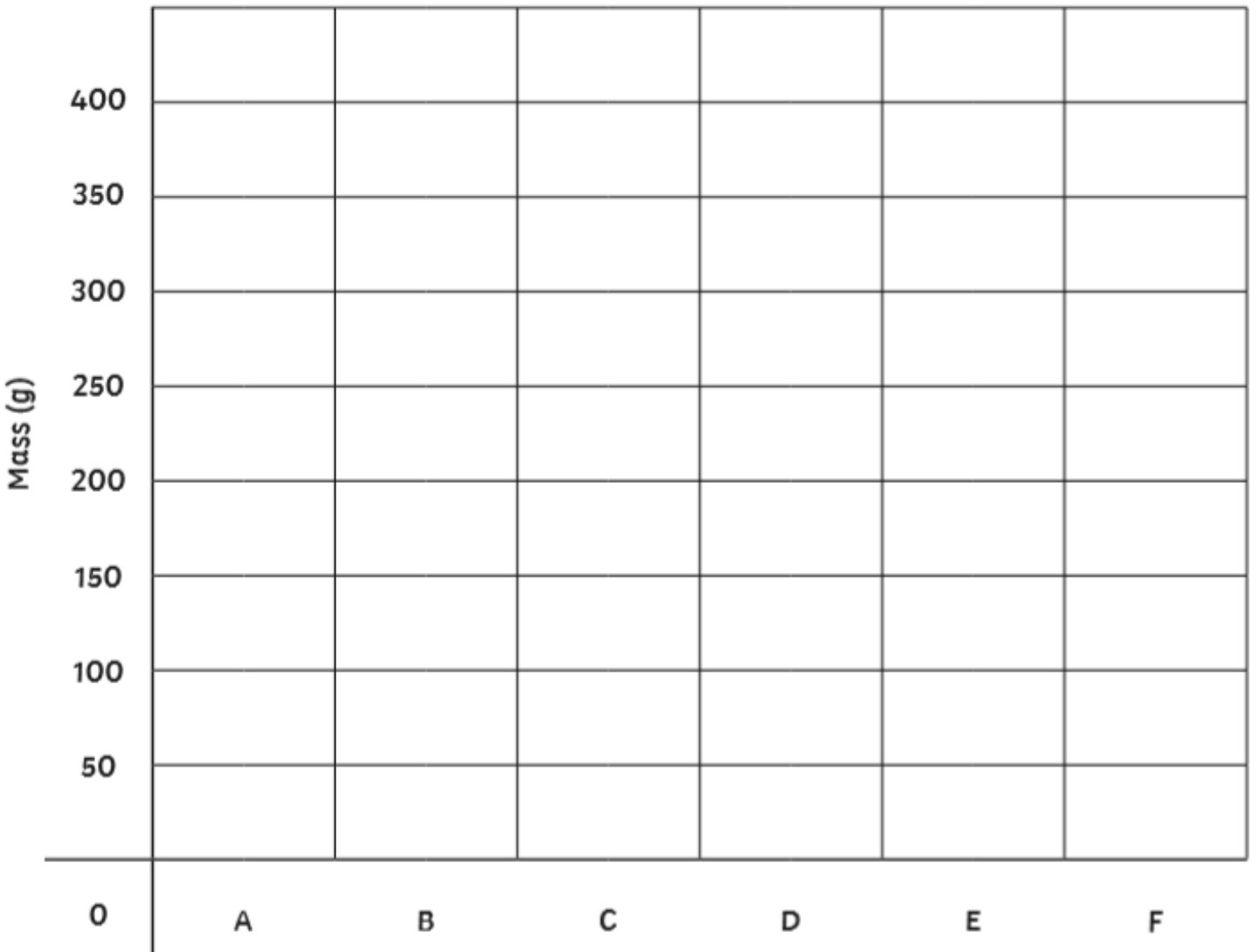
**Wednesday**

Choose a selection of toys from your home.

Use a set of scales to measure the mass of each toy.

Record your measurements in the table below.

|   | Toy | Mass (g) |
|---|-----|----------|
| A |     |          |
| B |     |          |
| C |     |          |
| D |     |          |
| E |     |          |
| F |     |          |

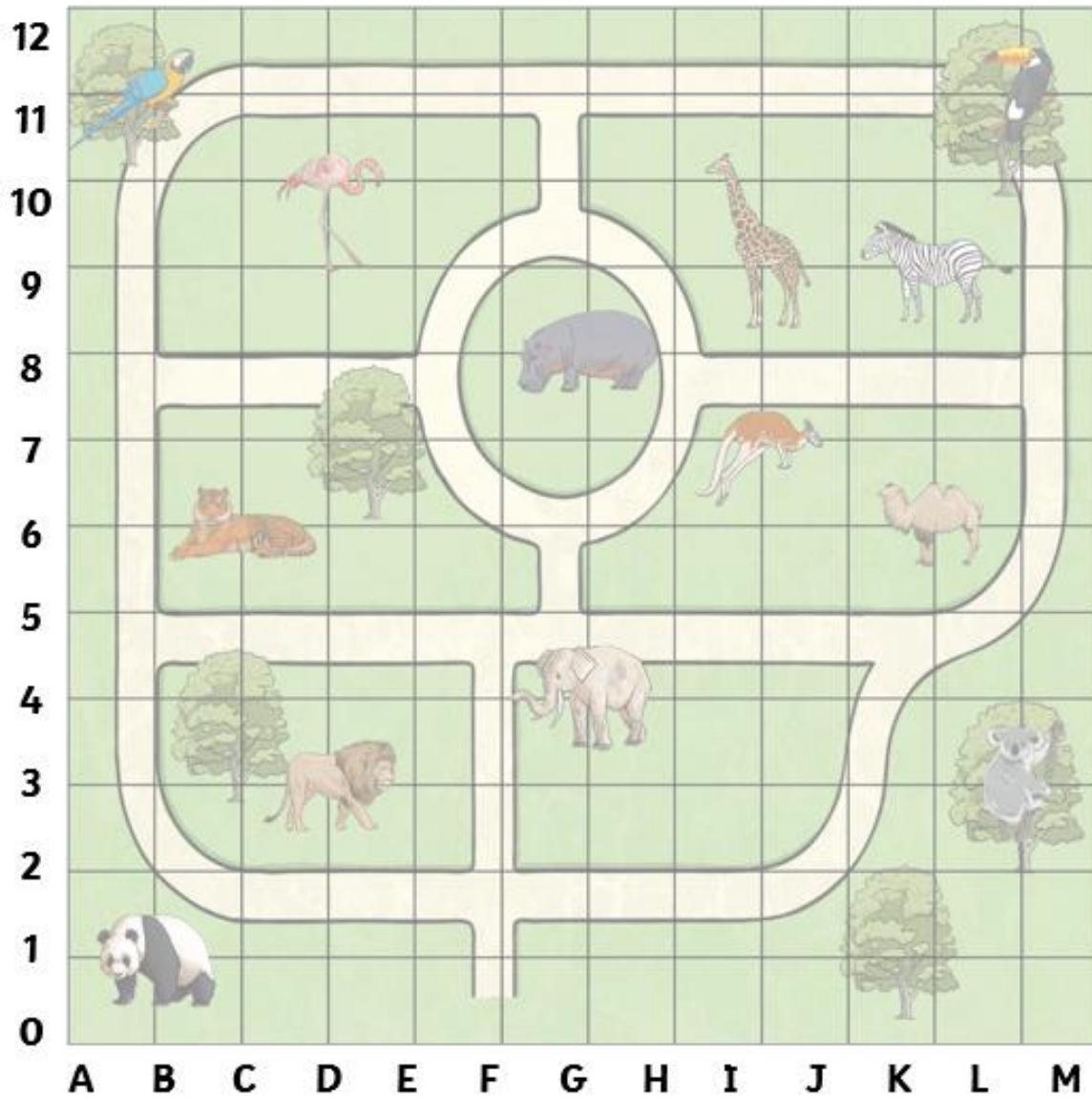


Which toy is the heaviest?

Which toy is the lightest?

What is the difference between the heaviest and lightest?

**Thursday**



Which animal is at these coordinates on the zoo map?

(L,11) = \_\_\_\_\_ (C,6) = \_\_\_\_\_

(G,8) = \_\_\_\_\_ (D,10) = \_\_\_\_\_

(L,3) = \_\_\_\_\_ (B,1) = \_\_\_\_\_

Write the coordinates of these animals on the zoo map:



\_\_\_\_\_



\_\_\_\_\_



\_\_\_\_\_



\_\_\_\_\_



\_\_\_\_\_



\_\_\_\_\_

Draw your own zoo animals at these coordinates on the map:

(G,1)

(B,9)

(H,3)

(I,3)

(I,6)

(L,1)

English Shape Poems

